

The FAMA Shelving System 600: Fill from the back, pick from the front.

New!

The FAMA Shelving System 600 has been developed especially with the specific requirements of hospital pharmacies and medical centres in mind. No matter whether they are medicine packages, round containers, dressings or disposable items – all products are stored in a transparent and systematic way, using the “first in – first out” principle. That gives you extremely fast access to whatever you need.

Multipacks: Large multipacks which need to be removed as a whole (e.g. ten-packs) can be stored directly on the shelves.


Clear: All shelves, be they sloping or flat, have dedicated space for labelling strips, enabling flexible labelling with article names or barcodes.



Systematic: Items are removed systematically from the front, in accordance with the “first in – first out” principle.

Plastic boxes: Loose packages, bottles and disposable items can be stored in plastic boxes, which are available in different sizes to suit your needs.

Safety: The feet can be adjusted in height to compensate for uneven flooring and can be anchored to the floor.



Hygienic: Smooth shelves made of powder-coated steel are extremely easy to clean and have an exceptionally long service life. A rooftop shelf ensures additional protection against dust.

Flexible: The slots in the frame allow for the flexible height configuration of the individual shelves.



Efficient: Ideally the shelves should be refilled from the back – but you can also stock them from the front.

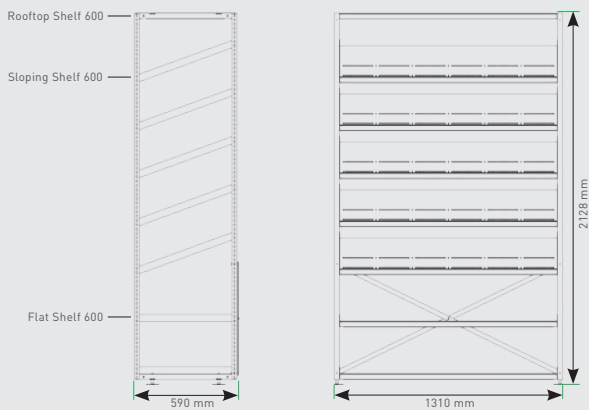
Large packs: Large packs can be stored separately from one another in individually configurable channels.

Excess stock: The bottom part of the shelving is particularly well suited to keeping excess stock.



FAMA shelving system 600

Technical data:

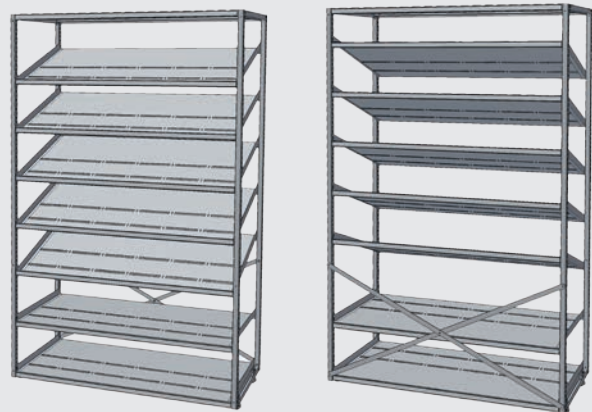


Each shelf can support a load of 25kg.

The maximum load capacity per shelving unit is 200kg.

The two lower shelves can be accessed either from the back or the front (the cross braces, provided for stability, can be fixed to the front or the back of the unit).

Configuration example:



1 x Rooftop Shelf 600
5 x Sloping Shelf 600
2 x Flat Shelf 600

Product descriptions, drawings and illustrations represent neither assured characteristics nor declarations of guarantee.

07/2013

